

By **Wi-Ex®**


UNPACK THE zBOOST YX520-i



Please Note: This product will only work if signal is present where the Signal Aerial is placed. If no signal is present, this product will not work for you.


SET-UP IS EASY

Choose a location for the Signal Aerial using your mobile phone to determine the area of strongest signal. Carefully consider that the Signal Aerial should be mounted vertically and **at least 1 meter away from any metal**. For Best performance, higher points above ground are usually better. To maximize signal coverage, place the Signal Aerial where you find the strongest signal (up high or outside) or purchase a Wi-Ex upgrade Signal Aerial. Carefully, follow instructions in the Set-Up Guide and keep in mind that if your best signal is 1 bar, your coverage will be limited to one small room.



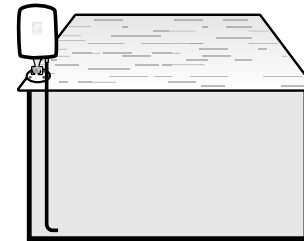
Easiest

Place Signal Aerial inside, by a window



Better Performance

Place Signal Aerial outside of window



Best Performance

Place Signal Aerial on roof or in attic

Mount Base Unit and connect cables

You may need to adjust the position of the Base Unit or the Signal Aerial depending on the length of your cable. Ensure that there is adequate distance between the Base Unit and the Signal Aerial - at least 5 meters. Check the signal strength on your mobile phone before plugging in the Base Unit's power cord. Then, turn off your mobile phone and plug in the Base Unit's power cord. Turn your cell phone back on and check the signal strength. If the signal strength has improved, your zBoost is working.

YOU CAN NOW STEP INSIDE YOUR CELL ZONE™

CHECK FOR PROPER OPERATION

Base Unit LED State

Condition

Solid GREEN

Normal condition at power up, Normal operation

Slowly Alternating RED and GREEN

Base Unit is operating at reduced performance and coverage due to improper setup. Increase distance between Signal Aerial and Base Unit to achieve maximum performance and coverage. If condition persists after relocating Signal Aerial and/or Base Unit, contact Wi-Ex Customer Support for additional information on setup.

Fast Flashing RED

Insufficient distance between the Signal Aerial and the Base Unit. The Base Unit is operating at significantly reduced coverage. Increase distance between Signal Aerial and Base Unit to achieve maximum performance and coverage. Remove power for 10 seconds and reconnect power after relocating antenna. If condition persists after relocating Signal Aerial and/or Base Unit, contact Wi-Ex Customer Support for additional information on setup.

Solid RED

System is receiving signals from either the cell phone or the cell tower which are too strong for proper operation. This may be due to improper setup or operation. The Base Unit is disabled. Remove power for 10 seconds and reconnect power to reset system. If the condition persists, contact Wi-Ex Customer Service for additional information on setup.

Fast Alternating RED and GREEN followed by no indication

Base Unit is disabled. Call Wi-Ex Customer Support